

PAWPRINT

Knox Obedience Dog Club Newsletter

May 2011



Aileen Dibble
Ch. Windyle Victoria Puzzle CCD
(AM trial)



Clive Galea
O Ch. Tia Bao UDX
(PM trial)

Highest Scoring Knox Members at the KODC Obedience Trial March 2011

KNOX OBEDIENCE DOG CLUB INC
(Affiliated with the Victorian Canine Association Inc.)
Knox Park, Cnr. Ferntree Gully & Scoresby Roads, Knoxfield, Vic 3180
PO Box 1093, Mountain Gate, Vic 3156 Telephone (03) 9763 1444
www.knoxodc.org.au



Knox Obedience Dog Club Inc. 2011 COMMITTEE

Committee

President	Vicki Reid	9763 3457
Vice President	Ross Hansen	9758 6493
Vice President	Trevor May	9801 7287
Secretary	Megan Pepprell	0431 150 519
Treasurer	Henk Morren	9763 7278

Operations, Ground & Property	Ray Harrison
Supervisor of Training	Patricia Roberts (David Thorn*)
Membership	Debra Cartledge
Trial Secretary (Agility)	Wendy Hansen
Trial Secretary (Obedience)	John Nielsen
Trial Reporter	Wendy Hansen
Dog Shop Manager	
Social Coordinator	Trevor May
Bar Manager	Vicki Reid
Kitchen & Catering	Megan Shaw, Margaretha Hovens
Publicity Manager	Trevor May (Christine Devlin*)

* Non Committee members

Life Members

1975	Mr. E. Hendrickson † Mrs. E. Hendrickson	1996	Mr. G. Roberts	2005	Mr. B. Thompson Ms. S. Timperley
1976	Mr. H. Hasselback Mrs. E. Hasselback	2000	Mr. G. Buck † Mr. H. Morren Mr. N. Hamill † Mr. R. James	2006	Mr. B. Heinley
1979	Mr. S. Maslen † Mrs. L. Maslen †	2002	Mr. I. Nicholl † Mrs. P. Roberts Mrs. B. Williams	2007	Mr. D. James Mr. R. Letson Mr. T. May Ms. S. McLeod
1980	Mr. C. Uren † Mrs. D. Uren †	2003	Ms. M. Hovens	2009	Mr. M. Flanders Mr. K. Rankin Mrs. L. Kowalski
1983	Mr. R. May Mrs. U. May	2004	Mr. G. Parsons		

Instructors

9.45 - 10.45 am		8.30 - 9.30 am	
Baby Puppy	Megan, Pat	Class 2	Andrew
Beginners	Christine, Amanda	Class 3	Kevin, David, Bert
Advanced Puppy	Henk	Class 4	Christine, Ray
Class 1	Bob, Bert, Ray, John		
Agility Instructors	Ross, Wendy, Pauline, Catherine, Norman		
Obedience Ring Work	Trevor, Marta, Clive, Tim, Gordon		
Tracking Instructor	Trevor		
Trainee Instructors	Sally-anne, Kiera		

SUPERVISOR OF TRAINING REPORT

Hi to all members and our four footed friends. I welcome the opportunity to report on the first four months of our training year.

I firstly would like to thank all our members for their patience and understanding regarding the lack of testing in classes over the last two months. Public holidays, our open obedience trial, Eastern Regional Pet Expo and Easter have really upset our normal testing procedures. I feel sure that extra time spent in any of the classes can only be beneficial to dogs and handlers.



During the month of May we will resume the normal testing times for all classes, so get ready for your next class test.

On a lighter note don't forget that we are on the lookout for future instructors and if you have any thoughts about becoming one then let me or your current panel member know, this will enable us to start a new instructor training program.

I need to keep this short this time as the editor is likely to make it even shorter but need to wish all members to have fun and enjoy your obedience and trialling with our four footed friends.

Till next time
Dave and Penny

HELP NEEDED...

The club has several events coming up which will require members to assist in the organising and setting up.

Any members, who can assist with setting up rings for the Agility Trial on Saturday 21st May, please speak to your instructor.

It's a great way to learn all about how agility trials work, without the added pressure of competing!



Articles appearing in this magazine are considered to be of interest to the members, but do not necessarily express the opinions of the Committee or of the Editor.

Legal note: The Editor and the Committee of the KODC accept no responsibility for the accuracy of claims made by advertisers in this magazine

GUEST SPEAKER

WEDNESDAY, 18th MAY 2011, 7.45pm

DR KENT MARSHALL - KNOX VET CLINIC

CANINE FIRST AID

Canine first aid is different than human first aid in that dogs cannot tell us what hurts and there is no ambulance to call for help. Prevention of injury is the key, however, accidents do happen. What you do between when an injury happens and when veterinary care is available will greatly affect a dog's chances of a full recovery.



The veterinarian told the blonde that her dog needed some exercise. "You need to make sure the dog runs around," the doctor said. "Try playing a game of fetch." "I can't play fetch with my dog," the blonde said. "Why not?" the doctor asked. "Because," she replied, "He can't throw."



YELLOW BANDANAS

The Knox Obedience Dog Club has available **Yellow Bandanas** to identify dogs that may need a bit of space around them.

The reason for needing one could be:

- Nervousness
- Recovery from an operation (i.e.: convalescing)
- Unsociable to people or other dogs

When approaching a yellow bandana dog please make sure your dog doesn't go running up to it freely, just as the handler of the yellow bandana dog should be mindful of the space around their dog at all times.



So if you feel your dog needs to be given their own space, then go to the office and obtain a bandana for the day. Please return them when you have finished, so that other dogs can have their turn.

THE KNOX OBEDIENCE DOG CLUB LIBRARY

The Knox Obedience Dog Club maintains a small library in the club house. There you will find a selection of books and videos on various topics of interest, including:

- Dog training theory and practise
- Dog psychology and behaviour
- Dog care and nutrition
- Tracking
- Canine evolution and breeding

Members may borrow items from the library for up to one month. Please speak to an instructor or staff in the Dog Shop or Kitchen for help.

LOST PROPERTY

Several items of clothing have been handed in, so if you have left something on the ground, please check our Lost Property.

Members are reminded that they are responsible for the security of their cars at all times. Please be sure to lock your cars and trailers and do not leave any valuable items unattended. There have been reports of theft from cars at our club late last year.



AGILITY STEWARDS

We are currently looking for club members to steward at our next agility trial to be held on Saturday May 21st.

Stewarding at an agility trial is very entertaining and also provides an excellent learning experience for anyone interested in doing agility with their dog.

Stewards will be asked to do one of the following jobs:

Ring Marshall - Calls the names of competitors so they are ready for their turn in the ring.

Timekeeper - Uses a stopwatch to time each dog's course run.

Lead Runner - Collects leads from the competitors before their run.



No experience is necessary for any of these roles.

Stewards are expected to arrive at the Club by 8am to assist the judges in setting up their ring. There is a lunch break, with yummy lunch supplied, and then the afternoon trial begins at about one and is usually complete by 5.

If you would like to assist in the morning or afternoon (or both) please e-mail me ASAP on rwhansen@tpg.com.au or speak to me directly at the agility ring.

Ross Hansen (Trial Coordinator)



KNOX OBEDIENCE DOG CLUB INC

DOUBLE OPEN AGILITY/JUMPING/GAMES TRIAL

Knox Park, Cnr Ferntree Gully & Scoresby Rds, Knoxfield Vic (Mel 73 D6)

Date: Saturday 21st May 2011

Entries Close: Friday 6th May 2011

Entries to: Trial Secretary,
Mrs. W. Hansen,
13 Elmstead Crt., Ferntree Gully, VIC 3156
Phone 9758 6493

Entry Fee: \$8.00 all classes.

Cheques payable to Knox Obedience Dog Club Inc.

Multi-entry forms accepted, one per dog, per trial (am & pm)

Catalogue: \$2:00 (to be ordered with entry as there will be no online catalogue)

KODC Inc reserves the right to substitute judges without notification

Judges:

AM: Masters Agility: Mrs. L McKay
followed by Novice Gamblers: Mr. R Padfield
Masters Jumping: Mr. J. Browne
followed by Masters Snooker: Mr A. Tilley
Excellent / Open / Novice Agility: Mr. M. Tyler
Novice / Excellent /Open Jumping: Mrs. H. Diamond

PM: Excellent / Masters Gamblers: Mr. R Padfield
followed by Masters Agility: Mrs. H. Diamond
Excellent / Novice Snooker: Mr. A Tilley
followed by Masters Jumping: Mrs. L McKay
Novice / Open / Excellent Agility : Mr P Gavin
Open/ Excellent / Novice Jumping: Mr. M. Cowman

No Check In / No vetting

Competitors to collect numbers prior to start of rings

AM: Start: 9:00am. PM : to follow am. trial

Prizes awarded for class winners and ribbons awarded for places and titles.

Catering available

NOTE: No parking on the grounds unless by prior arrangement with the trial Secretary for those with limited mobility.

KODC INSTRUCTORS COURSE 2011

We are looking for club members who have trained a dog to Class 3 or Class 4 standard and who are interested in becoming a club Instructor.

The KODC Instructors course will involve...

Theory lessons

- Positive Reinforcement techniques
- Command, Correction, Praise techniques
- Dealing with handlers
- Planning your lessons
- Basic behavioural problems
- Equipment (What we use, how to use it)

Supervised Practical training in each class.

The practical training consists of spending several lessons in each class (Baby Puppies, Class1, Class2, Class 3 and Class 4), the first couple of classes observing, and then assisting the instructor in teaching the exercises, and expanding to running the classes under supervision.

The course takes between 6 to 12 months to complete (depending on your availability). The course is only applicable to Obedience instructing, up to Class 4 level, further training is required to instruct in Obedience Ring Work or Agility.

On completion of the course, Trainees are tested by the Supervisor of Training and at least one other Panel Member.

The test consists of your knowledge of the Club rules followed by practical sessions instructing in Baby Puppy and Class 2 to demonstrate your ability to teach to the required standard.

Once you have passed your instructors test, you will be able to select which classes you would like to teach.

If you are interested, please ask your instructor, or any committee member for further information.

If I were a competition obedience student looking for a competition obedience teacher, I wouldn't bother looking at the instructor's accomplishments. I'd be looking at that instructor's STUDENTS accomplishments.

I'm not looking for someone to train my dog - I want someone to train me!

...Shirley Chong

GUEST SPEAKER - DANIEL BALL, HERDING

Held on Thursday, 10th March 2011.

Daniel gave a very informative presentation on herding. We learnt about how to get started in the herding scene, how to drive the sheep, the different levels of trials, and what is involved at each level. Daniels lack of drawing skills was surpassed by his passion for herding, his experience and knowledge.

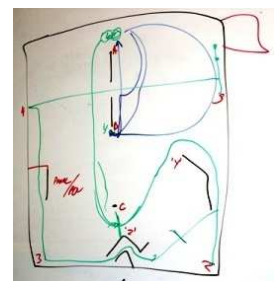
A great night out, and a big thank you to Daniel, the KODC committee, and the ladies who provided the tasty treats!



Trevor and Daniel



Daniel's dog "Gypsy"



Daniels drawing skill

KODC OBEDIENCE TRIAL

The Knox Obedience Dog Club ran an obedience trial on Sunday 27 March 2011. Congratulations to all our members who competed and had a great time at our trial. I would very much like to thank all the club members that came down very early on Sunday morning to help set up the rings and equipment needed for the trial.

We had the rings and equipment up and ready in time for the day, with time to spare. That's a luxury we don't usually have.

Special thanks to Rob Jones, Norm Morcom and David Thorne for then staying on to steward for the trial as well.

The club runs a number of trials throughout the year and we do need assistance from members to steward and help set up the grounds. Stewarding at a competition is very rewarding and gives you an insight into trialling and an opportunity to see what other handlers are achieving with their dogs.

KODC runs one obedience trial, two agility trials and a tracking trial each year.

A massive amount of work goes on behind the scenes to run a trial:

- The kitchen staff caters for the judges and also for the volunteers who assist and help on the day.
- The trial secretary receives the entries, collates them and sorts out what class they will be in.
- The dog shop is usually open for business on the day.
- The grounds manager organises all the equipment and sets up the rings on the day.
- The secretary liaises with the council to organise that our grounds are not double booked with any another park user.
- Our treasurer must organise payment for the judges and also pay the VCA a levy for insurance.
- The trial coordinator attempts to bring the whole trial together by making sure everything happens the way it's meant to on the day.

As you can appreciate a lot of time and effort goes into running a trial. So, if you are a competitor, or have competed in the past, think of the effort that has gone on behind the scenes to make your day enjoyable. Whether you achieved a successful result (or bombed out!) at our trials, you may like to personally thank some of the people that helped you on your trial day.

If you feel you can assist at any of our trials, your input would be greatly appreciated. We are currently seeking stewards (no experience necessary) for our agility trial on Saturday May 21st. Please speak to Wendy or Ross Hansen (usually found in the agility ring in front of the clubroom) if you would like more information or if you are able to help.

KODC Trial Coordinator
Ross Hansen

KODC OBEDIENCE TRIAL



EASTERN REGIONAL PET EXPO

Held on the 3rd April 2011. The KODC Committee wish to thank all members and instructors who turned up on the day and helped to make this a great event.



Agility Demonstration



Rally O Demonstration

EASTERN REGIONAL PET EXPO



Obedience Demonstration by Marta McKenzie



Behaviourist Linda - from the Coldstream Animal Aid



Class 3



Class 1



Class 2

EASTERN REGIONAL PET EXPO



Class 4



Baby Puppies



Beginners



Dancing with Dogs Demonstration with Sharon McLeod

NEW RELEASES

Developing Handling Skills for Awesome Agility Teams

After many years of observation, study, experimentation, and practical application, Linda Mecklenburg has arrived at a simple but comprehensive approach to agility handling that is appropriate for all dogs and handlers, from the beginner to the most accomplished competitor. *Developing Handling Skills for Awesome Agility Teams* describes how to communicate with your dog and effectively cue him to perform the challenges he will encounter on course.



This book will teach you what your dog already knows and wants you to learn - agility handling uses motion as the primary cue. Understanding how to use motion appropriately and in a timely manner is the most important handling skill you can master. Inappropriate motion is responsible for the majority of handling mistakes on the agility course. Have you ever wondered why your dog jumps long, goes too wide, turns the wrong way, runs by obstacles, goes off-course, or otherwise doesn't respond the way you expect?

This book will help you answer these questions as it demonstrates various ways in which motion cues, when balanced appropriately with other cues, can create different responses from your dog. *Developing Handling Skills* will help you discover the best way to balance cues to guide your dog efficiently and accurately on course. Believe it or not, all you need to do is learn how to "run in the right direction."

Developing Handling Skills is the most comprehensive book available on dog agility handling. It is designed to be a resource that you will refer to for many years to come. The sport will continue to evolve, but our dogs' responses to the natural cues will not change, and motion will remain the primary cue. Use this book as a guide to determine the best way to communicate with your dog, and to personalize your handling cues to suit the needs of your team. Contains over 200 color photos and 500 diagrams.

Author: Linda Mecklenburg
ISBN: 9781892694270 Format: Paperback
Published: 2011



FEAR NO EVIL

No one wants their dog to suffer from anxiety issues and this shirt could be the answer to your problems. If your dog suffers fear from separation anxiety, thunderstorms, fireworks or travel sickness then the Thundershirt Calming Jacket could be worth a try. The Thundershirt's pressure can help alleviate stress and calm the nervous system. It's made from a breathable and washable fabric and is easy to put on due to adjustable Velcro fasteners.

KEYS TO EFFECTIVE TRAINING

By Clive Galea.

There are two components to training and they are frequently mixed. There is the kind that solves behavioural problems. There is also the kind of training that creates a command/response pattern.

Dogs look at what is best for them in any given situation. Your dog will learn very quickly when it sees the situation is to its advantage. This is the, 'Whats in it for me' principle or, reward training.

For obedience training to proceed smoothly your dog must consider you the alpha leader. There are a number of exercises you can do to establish and maintain this position of leadership.

If your dog is submissive, you don't need to worry about establishing alpha status (in fact, you may need to tone down your own dominating behaviour to help bolster its confidence). Adolescent dogs with high energy and bratty behaviour, maybe misinterpreted as trying for dominance when they are just pushing the limits to find out how far they can go. Correct them firmly but don't over do it.

Some subtle ways to achieve this leadership status.

Pack Leaders always eat first.

To reinforce to your dog that you are the pack leader, your dog must always eat after you. This is one of the main solutions to better behaviour from your dog. (Making him wait is a form of training and reinforcing that you are in charge.)

This doesn't necessarily mean that you sit down to your roast dinner, and make your dog watch you eat. It can be as simple as "Gesture Eating" before you give your dog his dinner. Simply get a small cracker, grape, or square of chocolate or cheese, etc for each member of the family. Prepare your dogs meal as per normal, and then before you place the bowl on the ground, each member of the family eats their food. Then immediately place the dog's bowl on the ground, give your dog the release cue to eat and walk away. This sends a very strong message to the dog of where it belongs in the pecking order.

Leaving food down for the dog all the time also reinforces that the dog is in control of its own food, and is therefore the pack leader. Give your dog a set time to eat his meal, and then pick up anything that is left. This is also a good practise to get into for when your dog is ill, the vet will ask, "How is his appetite". If you leave food down all the time, you won't know how hungry he is.



Axel, Blaze and Tia being good at dinner time.

Games

Your dog may see rough play as a challenge for dominance. Once it reacts and you or another member of your family back down, it sees itself as being dominant over that person. Consequently, it moves further up the hierarchy of your family.

Leaving all the toys lying around the house or garden lets the dog believe that it is the owner of all the toys. Have two sets of toys, one for the dog so he doesn't get bored while you are away and one set for interactive training.

(Tug games may be used but there must be defined rules, to ensure that you are in control. I will go into them in a future article.)

Sleeping Arrangements

The decision to have your dog sleep inside or outside is a personal one and either is fine. However, certain rules apply to both situations.

Outside place the kennel near the back door, as dogs want to be as close as possible to the pack.

The place your dog sleeps within the house is crucial. By allowing our dogs to share our bedroom, or our bed, we are sending a sound message to it that we see it as an equal. Unfortunately there is no such thing as equality in the natural thinking of a dog and it will soon adopt a higher ranking position.

If your dog is in any way even slightly dominant, this practice will eventually have it seeing itself as the pack leader and, in taking that role, will make its own decisions. The result is a dog that is very difficult to handle.

There are two rules that must be followed if you let your dog sleep on the bed.

1. The dog **MUST** be "invited" onto the bed, after you are on the bed. This is achieved by asking the dog to wait, while you get on the bed, and then invite to dog onto the bed, using a "get-up", or "climb aboard" cue.
2. The dog **MUST** get off the bed when you ask.

A simple test to determine if your dog thinks it is alpha is by asking the dog to "get off" the bed or couch. If you can say "Come on buddy, get off".. and your dog immediately responds by jumping off the couch or bed.. then you have no problems with your leadership. If you need to physically touch your dog in order to get them off the bed or couch, or if they refuse to move on first cue, or if they growl, then you have a problem.

Doors and Gates

Always go through doors/gates before your dog. When going for a walk, make him sit quietly at the door/gate, after you go through the opening, release him as long as he is sitting as requested.

On a walk only allow him 2 to 3 pit stops; any more will only be marking his territory.


Final Thoughts

Be consistent in your actions and commands, dogs have a subtle way of training 'us' when we just haven't the time, or energy to do it how we know it should be done.

Always show approval at signs of submission. Praise your dog when it licks you under the chin and give him an enthusiastic tummy rub when he rolls over on his back.

Above are a few ideas' to help get Rover under your control so that hopefully, when you both go for a walk, it will be a walk and not a tug of war. (Calm at the gate is a good start.)

Below is a picture of how I solved the sleeping arrangements with regard to the alpha in the family.



The camp bed isn't too uncomfortable :)

Happy Training
Clive.

Do you have an article or information that you would like to contribute to next month's newsletter? If so, please give it to a Committee member or email it to; chrisd1@netspace.net.au



Knox Obedience Dog Club Inc. TRIAL REPORT

Congratulations to the following people on gaining their passes (and also titles!).

Norm Morcom with Crystal

- Novice Agility at K9 (26/02/11) 3rd pass of 3 and **AD TITLE**
- Novice Strategic Pairs at Papillon Club (19/03/11) 1st pass of 3, 1st place

Alois & Marta Schnider with Bella

- Novice Snooker at Bairnsdale (6/03/11) 1st pass of 3
- Excellent Jumping at Geelong (10/3/11) 1st pass of 5, 3rd place
- Excellent Agility at Geelong (10/3/11) 1st pass of 5, 1st place.

Marta McKenzie with Mac

- Utility Dog at Ballarat (01/04/11) 1st pass of 3, 1st place

Wendy Hansen

Trial Reporter

DO YOU WANT A TROPHY?

All handlers whose dogs gain a VCA approved title between 1st November 2010 and 31st October 2011 are entitled to a 2011 trophy; which will be presented at our 2011 Presentation Night.

To be eligible for these awards handlers must:

- be financial members of the club
- have submitted photocopies of all passes towards a title to the trial secretary (either via the box in the clubroom or by post to the Club's official postal address.

To be eligible for Special and Perpetual Trophies, you must:

- have signed the attendance book at least 10 times during the trialling year

CLUB TRAINING



CLUB TRAINING



TUESDAY NIGHT TRAINING



Using Toys in training



TUESDAY NIGHT TRAINING



Tuesday Night training has now finished.

Thanks to everyone who turned up with an open mind and was prepared to try new and different activities with their dogs.

See you in October!
...Chris



Knoxville Dog Grooming & Doggy Day Care

Phone Julie on 9758-0573

10 Pearl Place

Ferntree Gully

Services Provided:

- Pampered Wash in Hydrobath
- Drying
- Professional grooming
- Flea Protection and sensitive skin care
- Nail clipping, Brushing and conditioning cologne
- Day care available for your dog while you are at work
- Dog walking

Business Hours Mon to Fri 9.00am to 5.00pm
Saturdays 8.30am to 1.00pm

\$5.00 discount on presentation of this advertisement on 1st appointment



Three easy steps to follow;

- Visit The Good Guys Bayswater and make any purchase greater than \$25
- Mention the club before making your payment
- Receive Bayswater Bucks vouchers to be returned to the club

Knox Obedience Dog Club
Facebook Group



www.facebook.com

Celebrate your pass-ups,
post photos of your dog in training.
Photo's included in the magazine also
appear on the facebook page.

**Brandon Park
Veterinary Hospital**

"Excellence in Quality & Care"



Phone: (03) 9560 6966

675 Ferntree Gully Road
Glen Waverley VIC 3150 Phone 9560 6966
www.brandonparkvet.com.au


WHAT ELSE DO OUR CLUB MEMBERS GET UP TO?

SLEDDING

A few KODC members attended a Social Sledding Workshop, run by the Siberian Husky Dog Club.



David and Bree



Kristy and Yicha

HERDING



"Benson" trained at KODC by Aileen Dibble, is one of seven Welsh Corgis in Australia to have a herding title.



WINNING OVER CHILDREN...



At the Staffy Champ Show, on the 12th March, this little girl fell for Axel. Though he has never met anybody this young, he just stood/lay still until she was finished with the hugs. The only thing he ate was her biscuit!

Do you take your dog to work, visit hospitals or aged care facilities, or participate in any dog related activities? We'd like to hear about it!

Please take a few photos, write a small story to explain what your doing, and give it to a Committee member or email it to me at; chrisd1@netspace.net.au

CLUB RULES

1. NO bitches in season permitted on or near the training ground
2. NO dog allowed on the ground without a lead, unless under the supervision of an Instructor.
3. NO children other than child handlers permitted on the training ground.
4. Dogs not to be left unattended, tied to a car or in the vicinity of the clubhouse or left in the care of small children.
5. Dog droppings must be cleaned up IMMEDIATELY.
6. A dog that has bitten or, in the opinion of the training panel, shows an extreme tendency of unprovoked aggression towards people and/or dogs, MUST be muzzled. Members have the right of appeal against muzzling if it can be proved, beyond doubt, that the dog was provoked. Removal of a muzzle will be decided by the committee, at the recommendation of the Training Panel.
7. No SMOKING in class or the Clubhouse.
8. NO hitting a dog except when trying to prevent a fight or prevent a dog biting a person.
9. Handlers must be a FINANCIAL MEMBER of the club to attend training and use the club facilities.
10. All members must wear their current membership card when attending training.
11. Dogs are allowed in the Clubhouse (excluding areas set aside for the preparation or serving of food), except on such days as committee considers inappropriate. No dogs are to be in the Office, except those belonging to Club members working there.
12. Any dog showing visible signs of any DISEASE or DISABILITY will be asked to leave training ground and seek veterinary advice.

Knox Obedience Dog Club Membership Fees	
Juniors (10-16 years)	Yearly Fee \$20 + Joining Fee \$25 = \$45
Single Adult (17 years and over)	Yearly Fee \$40 + Joining Fee \$25 = \$65
Family (2 Adults, 2 Children 10-16 years)	Yearly Fee \$60 + Joining Fee \$25 = \$85
Pensioner/Senior	Yearly Fee \$20 + Joining Fee \$25 = \$45
Dual Pensioner/Senior	Yearly Fee \$40 + Joining Fee \$25 = \$65
<p>Note: Joining Fee is paid for the first year only, or if membership has not been renewed within 21 days of the due date. The financial year begins on the 1st November and ends on the 31st October</p> <p>REDUCED FEES APPLY for new memberships after mid year See Office Staff for details.</p> <p>Children under the age of 10 are not permitted to have control of a dog in any of the classes.</p>	

TRAINING TIMES AND LOCATIONS

Sunday Morning Training

First Session
8.30 - 9.30 am
Classes 2, 3, 4

Second Session
9.45 - 10.45 am
Baby Puppy, Advanced
Puppy, Beginners, Class 1

Agility and Obedience Trial
Ring Work is available from
8.30am onwards

Tuesday Night Training (during daylight savings only)

All classes 7pm
(depending on availability
of instructors)



KODC DOG SHOP

Open every Sunday Morning - situated in the KODC Clubhouse

For all your dog training needs
Quality Equipment at reasonable prices

Correction Collars, Pooper Scoopers, Dumbbells, Leads, Collars, Dog
Coats, Dog Beds, Club Badges, Title Badges and much more!

Club T-Shirts & Caps and Windcheaters are now available at the Dog Shop

KODC Training Calendar 2011

Month	Day	Club Activity
May		
Sunday	1	Normal Training
Saturday	7	KODC TRACKING TRIAL
Sunday	8	Normal Training KODC TRACKING TRIAL
Sunday	15	Normal Training
<i>Wednesday</i>	<i>18</i>	<i>GUEST SPEAKER - CANINE FIRST AID (Dr Kent Marshall - Knox Vet Clinic) 7.45pm</i>
Saturday	21	KODC AGILITY TRIAL
Sunday	22	Normal Training - Class Testing (Class 2)
Sunday	29	Normal Training - Class Testing (Puppies, Beginners, Class 1, Class 3)
June		
Sunday	5	Normal Training
Sunday	12	LONG WEEKEND (No Training)
Sunday	19	Normal Training - Class Testing (Class 2)
Sunday	26	Normal Training - Class Testing (Puppies, Beginners, Class 1, Class 3)
July		
Sunday	3	Normal Training
Sunday	10	Normal Training
Sunday	17	Normal Training
<i>Thursday</i>	<i>19</i>	<i>GUEST SPEAKER - ANIMAL BEHAVIOUR (Linda - Coldstream Animal Aid) 7.30pm</i>
Sunday	24	Normal Training - Class Testing (Class 2)
Sunday	31	Normal Training - Class Testing (Puppies, Beginners, Class 1, Class 3)
August		
Sunday	7	Normal Training
Sunday	14	Normal Training
Sunday	21	Normal Training - Class Testing (Class 2)
Sunday	28	Normal Training - Class Testing (Puppies, Beginners, Class 1, Class 3)