

PAWPRINT

Knox Obedience Dog Club Newsletter

July 2011



mmmm... sausages

KNOX OBEDIENCE DOG CLUB INC

(Affiliated with the Victorian Canine Association Inc.)

Knox Park, Cnr. Ferntree Gully & Scoresby Roads, Knoxfield, Vic 3180

PO Box 1093, Mountain Gate, Vic 3156 Telephone (03) 9763 1444

www.knoxodc.org.au contact@knoxodc.org.au



Knox Obedience Dog Club Inc. 2011 COMMITTEE

Committee

President	Vicki Reid	9763 3457
Vice President	Ross Hansen	9758 6493
Vice President	Trevor May	9801 7287
Secretary	Megan Pepprell	0431 150 519
Treasurer	Henk Morren	9763 7278

Operations, Ground & Property	Ray Harrison
Supervisor of Training	Patricia Roberts (David Thorn*)
Membership	Debra Cartledge
Trial Secretary (Agility)	Wendy Hansen
Trial Secretary (Obedience)	John Nielsen
Trial Reporter	Wendy Hansen
Dog Shop Manager	
Social Coordinator	Trevor May
Bar Manager	Vicki Reid
Kitchen & Catering	Megan Shaw, Margaretha Hovens
Publicity Manager	Trevor May (Christine Devlin*)

* Non Committee members

Life Members

1975	Mr. E. Hendrickson † Mrs. E. Hendrickson	1996	Mr. G. Roberts	2005	Mr. B. Thompson Ms. S. Timperley
1976	Mr. H. Hasselback Mrs. E. Hasselback	2000	Mr. G. Buck † Mr. H. Morren Mr. N. Hamill † Mr. R. James	2006	Mr. B. Heinley
1979	Mr. S. Maslen † Mrs. L. Maslen †	2002	Mr. I. Nicholl † Mrs. P. Roberts Mrs. B. Williams	2007	Mr. D. James Mr. R. Letson Mr. T. May Ms. S. McLeod
1980	Mr. C. Uren † Mrs. D. Uren †	2003	Ms. M. Hovens	2009	Mr. M. Flanders Mr. K. Rankin Mrs. L. Kowalski
1983	Mr. R. May Mrs. U. May	2004	Mr. G. Parsons		

Instructors

9.45 - 10.45 am		8.30 - 9.30 am	
Baby Puppy	Megan, Pat	Class 2	Andrew, Mark
Beginners	Christine, John	Class 3	Kevin, David, Bert
Advanced Puppy	Henk	Class 4	Christine, Ray
Class 1	Bob, Bert, Ray, Amanda		
Agility Instructors	Ross, Wendy, Pauline, Catherine, Norman		
Obedience Ring Work	Trevor, Marta, Clive, Tim, Gordon		
Tracking Instructor	Trevor		
Trainee Instructors			

VICE PRESIDENTS REPORT

Here we are into the second half of the Year. As always the time just seems to be flying by. I thought I might do a quick recap of what the club has been through so far. Two guest speakers, one double obedience trial, one pet expo, one tracking trial and one double agility trial. Quite a lot of work and extra helpers are always welcome.

What is in store for the second half of the year? Another guest speaker, one more double agility trial, the annual general meeting, a trivia/ presentation night and the end of year break up day.

This year the club will be holding a trivia night with the presentation of trophies as part of the evening. We are still finalising the details which will appear in next month's newsletter. I can tell you that it will be at the club and numbers will be limited so you will need to book early.

Till next time
Trevor & Sheba



Class 3 Passups - June 2011

DO YOU WANT A TROPHY?

All handlers whose dogs gain a VCA approved title between 1st November 2010 and 31st October 2011 are entitled to a 2011 trophy; which will be presented at our 2011 Presentation Night.

To be eligible for these awards handlers must:

- be financial members of the club
- have submitted photocopies of all passes towards a title to the trial secretary (either via the box in the clubroom or by post to the Club's official postal address.

To be eligible for Special and Perpetual Trophies, you must:

- have signed the attendance book at least 10 times during the trialling year

Articles appearing in this magazine are considered to be of interest to the members, but do not necessarily express the opinions of the Committee or of the Editor.

Legal note: The Editor and the Committee of the KODC accept no responsibility for the accuracy of claims made by advertisers in this magazine

GUEST SPEAKER

WEDNESDAY, 27th JULY 2011, 7.45pm

DR LINDA MARSTON PHD - COLDSTREAM ANIMAL AID

CANINE BEHAVIOUR



Do you have a frazzled fido?
Living life with a scaredy cat dog?
Wondering why dogs do what they do?



Barking, Jumping, Chewing, Digging, the list goes on.
You're not the only one with these problems. Come and listen to Linda,
ask questions, and enjoy a night out with other club members.
Supper provided.

About Linda

Somewhat unusually for a scientist, Linda combines research with hands-on applied behavioural training in the community dog club and shelter environment.

This interest was fostered by her initial training as a psychologist and then becoming the owner of a dog-reactive female German Shepherd. Traditional training methods, the standard at this time, enabled this dog to perform very well in obedience, flyball and as a therapy dog, but didn't 'fix' her reactivity issue.

Thinking that there must be a better way, Linda went back to school to study the dog-human relationship and what happens when things go wrong.

Linda regularly works as an independent consultant on companion animal issues for state governments, the WSPA and urban planners. Linda was key in helping transform the Victorian Animal Aid Trust shelter into a 'quiet shelter' and implementing Post Adoptive Training, a first for Australia.

Linda has published widely in the scientific literature, contributes to scientific review panels for a number of journals and regularly presents her research at conferences both locally and internationally.

Two of her current dogs are 'rescues'. One was adopted at seven months with minimal human socialisation; the other had major resource guarding issues. Linda says, 'They have been great teachers.'

YELLOW BANDANAS

The Knox Obedience Dog Club has available **Yellow Bandanas** to identify dogs that may need a bit of space around them.

The reason for needing one could be:

- Nervousness
- Recovery from an operation (i.e.: convalescing)
- Unsociable to people or other dogs

When approaching a yellow bandana dog please make sure your dog doesn't go running up to it freely, just as the handler of the yellow bandana dog should be mindful of the space around their dog at all times.



So if you feel your dog needs to be given their own space, then go to the office and obtain a bandana for the day. Please return them when you have finished, so that other dogs can have their turn.

FEATURED WEB SITE

DOG STAR DAILY

<http://www.dogstardaily.com>

DogStarDaily.com is a free website for dog lovers - a daily magazine with news, blogs and articles about dog behaviour; a comprehensive digital dog training textbook, with everything you need to know about raising or training your puppy or dog and especially, how to prevent or fix most common behaviour problems; plus a place to share photos and videos of your favourite canine companions.

We so strongly believe that puppy husbandry and training information is so important that it should be freely available to all, with the hope that dogs (and their humans) will be happier and healthier because of it.

Dogstardaily.com is growing everyday, with new content and features added on a regular basis.

DOG STAR DAILY®

Do you have an article or information that you would like to contribute to next month's newsletter? If so, please give it to a Committee member or email it to; chrisd1@netspace.net.au

KODC INSTRUCTORS COURSE 2011

We are looking for club members who have trained a dog to Class 3 or Class 4 standard and who are interested in becoming a club Instructor.

The KODC Instructors course will involve...

Theory lessons

- Positive Reinforcement techniques
- Command, Correction, Praise techniques
- Dealing with handlers
- Planning your lessons
- Basic behavioural problems
- Equipment (What we use, how to use it)

Supervised Practical training in each class.

The practical training consists of spending several lessons in each class (Baby Puppies, Class1, Class2, Class3 and Class4), the first couple of classes observing, and then assisting the instructor in teaching the exercises, and expanding to running the classes under supervision.

The course takes between 6 to 12 months to complete (depending on your availability). The course is only applicable to Obedience instructing, up to Class 4 level, further training is required to instruct in Obedience Ring Work or Agility.

On completion of the course, Trainees are tested by the Supervisor of Training and at least one other Panel Member.

The test consists of your knowledge of the Club rules followed by practical sessions instructing in Baby Puppy and Class 2 to demonstrate your ability to teach to the required standard.

Once you have passed your instructors test, you will be able to select which classes you would like to teach.

If you are interested, please ask your instructor, or any committee member for further information.



WHY WON'T MY DOG COME BACK?

There is only one reason why anyone's dog won't come back when called.

It's because you're boring.

If your dog would rather sniff a lamppost, rummage in a bush, scamper off to meet other dogs or people, or chase a rabbit, it's because they think all those things are more interesting than you are.

To get your dog to come back every time, you have to be more interesting than anything else on earth. A tall order perhaps? Yes, but certainly achievable.

Let's start with how your dog perceives you in everyday life. Are you the apple of their eye, or can they wrap you around their little pad? Does your dog consider that you are someone to look up to, or do they ignore you when they feel like it? Do you provide affection when they demand it; can you be provoked into a response whenever they try hard enough? Do you have to repeat commands? Is their response variable depending upon what they are doing?



If your dog thinks that they are controlling your relationship, they will not pay attention when you ask. If they can take what you provide whenever they want, why should they come back because you say so? What's in it for them? The answer should be "affection" or at least "attention". If the answer is "nothing", then your dog doesn't value your affection and attention sufficiently, and you may need to re-examine your relationship.

(Note: Grab a copy of the KODC May 2011 issue of Pawprint and read the article on "Keys to Effective Training" for some ideas on how to improve your relationship)

Once you have your relationship on the right footing, you might just find that your dog pays you more attention generally and is far more inclined to come when called anyway. You might need to do no more than that for a better recall!

Most dogs, however, will benefit from learning a new set of rules about coming back when called and it isn't rocket science, or a 'secret', just plain ordinary training that all dogs can understand. To do that you will need to understand how dogs learn so that you can implement the training in a way that will work quickly, and work for you.

The first stage will be to teach your dog what 'come' really means. It means 'if you come here you will be rewarded for it', and like all dog training it is best started in a place with no distractions. Indoors is best to achieve fluency before generalising to the outdoors and this training is one of the best games you can play.

The Recall Game

To teach Rover to come back, and have fun doing it, you will need Rover, two or more human players and some tasty doggie treats.

- Jack takes hold of Rover's collar and holds it tight with one hand.
- Jill shows Rover a treat and runs away into another room.
- When out of sight, Jill calls Rover's name and the chosen recall word – how about "Come" or "Here"?
- Jack lets Rover go and he rushes into the other room to find Jill.
- When he arrives, Jill takes hold of Rover's collar and then gives him the treat (and cuddles and praise).
- After Rover has eaten the treat (small ones so he just gets a taste and wants more!) Jill continues to hold her collar and Jack shows him a treat.
- Jack then runs away to another room and calls whilst Jill holds Rover.
- When he runs to Jack, he too takes hold of the collar before rewarding him.
- Turn it into a game of hide and seek, moving each time, so Rover has to really look for the hidden person to get the reward.
- Play for as long as Rover really wants the treat (stop before he gets too full).

The recall game teaches Rover to come when called, and not to mind the collar being touched, because both things predict a nice outcome. When Rover is really good at the recall game, play it in the garden, or on walks.

The Dark Side

It's understandable that people get very frustrated and angry when their dog doesn't come back when called. However, when their owner is angry, a dog can tell from their body language and tone of voice that all is not well, and will be even less likely to want to go back to them. So, how do we go about convincing the dog that you are the best thing on offer? By **never** punishing a dog when they return, no matter how long you have been waiting, shouting and worrying, and **always** rewarding the dog when they come to you, however long it takes. Punishing includes smacking or hitting, shouting or berating, frowning or scowling, or even just ignoring.

Things to Make Your Dog Want to Come Back

Even if you have played the recall game and your dog is very good indoors, you will still have to compete with distractions outdoors. These are some things that you might consider to help keep yourself the most interesting thing on offer:

Rewards – Rewards can be praise, food treats, playing a game or with a toy, or cuddles. Use a high value reward for coming back outdoors. If you use dog biscuits indoors, use sausage outdoors.

Get Attention – If you haven't got your dog's attention, they won't come. Use your dog's name, clap or whistle (high pitches are more attractive to dogs than low ones); use exciting tones; crouch down to dog-height; lie on your back and wave your legs in the air if necessary, but get your dog's attention!

Feedback – Once they start to come, praise, praise, praise. They're not here yet, but they're heading in the right direction!

Unpredictability – Don't be a predictable bore on your walks.

Hide behind a tree or in a gateway; your dog will come and find you! The relief from the anxiety of losing you and the praise you heap on them will be a huge reward.

Run away. Just run in the opposite direction and your dog will come with you (it might be missing out on something). Both of these strategies will encourage your dog to keep one eye on you, as they don't know what to expect.

Practice – Practice recalls on walks. Randomly call your dog, give them a reward and send them off again. Call them, clip on the lead, reward them and let them go again.

Think about the times when you call your dog. Home-time, end of the walk, to stop it meeting another dog/person, to stop it chasing something, to stop it eating or even sniffing something. From your dog's point of view, being called often predicts the loss of something. It is an event that they associate with a negative outcome. You can change that by introducing positive associations.

Play – Playing games of any kind on your walks is a sure-fire way of keeping your dog's attention. Practising some obedience is fun if there is a reward in it and it helps to increase your dog's positive view of a recall.

Don't grab – your dog as they run past. This won't teach them anything except to give you a wider berth next time. Wait until they voluntarily come right up to you, take hold of their collar and reward.

Failsafe – If you really have no confidence that your dog will come back off the lead, you can practice on lead at first, or you can attach a long line (strong washing line?) to your dog's collar and tie the other end to something sturdy, then play the recall game in a field. When your dog is very good at that, untie the other end of the line and play with it dragging on the ground. Your dog will still feel under control, but is free for a gallop (you can catch the end of the line in an emergency). As your dog becomes more dependable, cut the line in half, then half again and eventually there will be no line at all.

Conclusion

The more positively your dog views you and the keener they are to interact with you at any time, the more likely they will come back whenever you call them.

David Ryan - <http://www.dog-secrets.co.uk>

Planking... Snoopy started it!



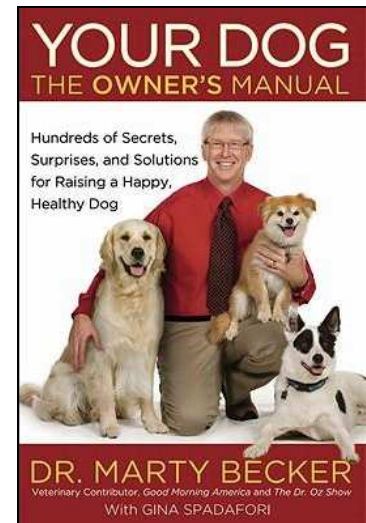
NEW RELEASES

YOUR DOG

The Owners Manual

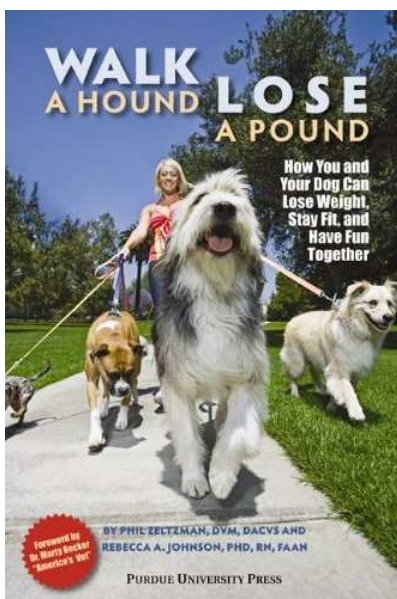
Offers an overview of getting and caring for a canine companion, covering such topics as finding the right dog, treating health issues, solving behavioural problems, and saving money on animal products.

Author: Dr Marty Becker
ISBN: 9780446571326 Format: Hardcover
Published: 15th April 2011



WALK A HOUND, LOSE A POUND

How You & Your Dog Can Lose Weight, Stay Fit, and Have Fun



A dog is an ideal workout partner: always supportive, happy to go for a walk, and never judgmental. When people and dogs exercise together, fitness and health happen on both ends of the leash.

As the obesity epidemic spreads, 70 percent of Americans and 50 percent of dogs are overweight or obese, resulting in staggering health care costs and suffering. The causes, consequences, and treatment for the overweight and obese are strikingly similar in people and dogs.

Walk a Hound, Lose a Pound, written by an expert veterinary surgeon and leading nurse researcher, helps you move from a food-centered relationship with dogs to an exercise-centered relationship.

Never has there been a more compelling time for innovative approaches to increasing physical activity, reforming sedentary lifestyles, and enhancing fitness. Walk a Hound, Lose a Pound provides specific strategies for people and dogs to exercise together, lose weight together, and have fun in the process.

Author: Phil Seltzman, DVM, SACVS & Rebecca Johnson PHD, RN, FAAN
ISBN: 9781557535818 Format: Paperback
Published: 15th May 2011

CLUB TRAINING





Knox Obedience Dog Club Inc. TRIAL REPORT

Congratulations to the following people on gaining their passes (and also titles!).

Alois Schnider with Bella

Excellent Jumping	Croydon (28/5/11)	3rd pass of 5		
Excellent Jumping	Scottish Breeds (29/5/11)	4th pass of 5		
Excellent Agility	Croydon (28/5/11)	2nd pass of 5	1st Place	
Excellent Agility	Scottish Breeds (29/5/11)	3rd pass of 5	2nd Place	
Novice Snooker	Knox (21/5/11)	2nd pass of 3		
Novice Snooker	Croydon (28/5/11)	3rd pass of 3		SD Title

Norm Morcom with Crystal

Novice Strategic Pairs	Warringal (18/6/11)	3rd pass of 3	2nd Place	SPD Title
Excellent Jumping	Warringal (18/6/11)	2nd pass of 5	2nd Place	
Excellent Jumping	Warringal (18/6/11)	3rd pass of 5		

S. Milne with Millingambi Bella Donna

CCD	Bairnsdale (11/6/11)	1st pass of 3		
-----	----------------------	---------------	--	--

E. McCarthy with Charmhill Rufus

CCD	Working Dog Club (4/6/11)	1st pass of 3	3rd Place	
-----	---------------------------	---------------	-----------	--

Clive Galea with Axel

Endurance	HVCV (28/5/11)			ET Title
-----------	----------------	--	--	-----------------

Clive Galea with Tia

Open Obedience	Southern (19/3/11)		1st Place	
Open Obedience	Knox (27/3/11)		1st Place	
Open Obedience	Otec (24/4/11)		1st Place	

Please write your name and your dog's pet name on the pass sheets so I know what names to write in the newsletter.

Wendy Hansen
Trial Reporter




Kiara and Milly
Tracking Dog (TD)



Trevor and Sheba
Endurance Test (ET)



Clive and Axel
Endurance Test (ET)



Marta and Mac
Utility Dog (UD)



Knoxville Dog Grooming & Doggy Day Care

Phone Julie on 9758-0573
10 Pearl Place
Ferntree Gully

Services Provided:

- Pampered Wash in Hydrobath
- Drying
- Professional grooming
- Flea Protection and sensitive skin care
- Nail clipping, Brushing and conditioning cologne
- Day care available for your dog while you are at work
- Dog walking

Business Hours Mon to Fri 9.00am to 5.00pm
Saturdays 8.30am to 1.00pm

\$5.00 discount on presentation of this advertisement on 1st appointment



Three easy steps to follow;

- Visit The Good Guys Bayswater and make any purchase greater than \$25
- Mention the club before making your payment
- Receive Bayswater Bucks vouchers to be returned to the club

Knox Obedience Dog Club
Facebook Group



www.facebook.com

Celebrate your pass-ups,
post photos of your dog in training.
Photo's included in the magazine also
appear on the facebook page.

**Brandon Park
Veterinary Hospital**

"Excellence in Quality & Care"



Phone: (03) 9560 6966

675 Ferntree Gully Road
Glen Waverley VIC 3150 Phone 9560 6966
www.brandonparkvet.com.au

CLUB RULES

1. NO bitches in season permitted on or near the training ground
2. NO dog allowed on the ground without a lead, unless under the supervision of an Instructor.
3. NO children other than child handlers permitted on the training ground.
4. Dogs not to be left unattended, tied to a car or in the vicinity of the clubhouse or left in the care of small children.
5. Dog droppings must be cleaned up IMMEDIATELY.
6. A dog that has bitten or, in the opinion of the training panel, shows an extreme tendency of unprovoked aggression towards people and/or dogs, MUST be muzzled. Members have the right of appeal against muzzling if it can be proved, beyond doubt, that the dog was provoked. Removal of a muzzle will be decided by the committee, at the recommendation of the Training Panel.
7. No SMOKING in class or the Clubhouse.
8. NO hitting a dog except when trying to prevent a fight or prevent a dog biting a person.
9. Handlers must be a FINANCIAL MEMBER of the club to attend training and use the club facilities.
10. All members must wear their current membership card when attending training.
11. Dogs are allowed in the Clubhouse (excluding areas set aside for the preparation or serving of food), except on such days as committee considers inappropriate. No dogs are to be in the Office, except those belonging to Club members working there.
12. Any dog showing visible signs of any DISEASE or DISABILITY will be asked to leave training ground and seek veterinary advice.

Knox Obedience Dog Club Membership Fees	
Juniors (10-16 years)	Yearly Fee \$20 + Joining Fee \$25 = \$45
Single Adult (17 years and over)	Yearly Fee \$40 + Joining Fee \$25 = \$65
Family (2 Adults, 2 Children 10-16 years)	Yearly Fee \$60 + Joining Fee \$25 = \$85
Pensioner/Senior	Yearly Fee \$20 + Joining Fee \$25 = \$45
Dual Pensioner/Senior	Yearly Fee \$40 + Joining Fee \$25 = \$65
<p>Note: Joining Fee is paid for the first year only, or if membership has not been renewed within 21 days of the due date. The financial year begins on the 1st November and ends on the 31st October</p> <p>REDUCED FEES APPLY for new memberships after mid year See Office Staff for details.</p> <p>Children under the age of 10 are not permitted to have control of a dog in any of the classes.</p>	

TRAINING TIMES AND LOCATIONS

Sunday Morning Training

First Session
8.30 - 9.30 am
Classes 2, 3, 4

Second Session
9.45 - 10.45 am
Baby Puppy, Advanced
Puppy, Beginners, Class 1

Agility and Obedience Trial
Ring Work is available from
8.30am onwards

Tuesday Night Training (during daylight savings only)

All classes 7pm
(depending on availability
of instructors)



KODC DOG SHOP

Open every Sunday Morning - situated in the KODC Clubhouse

For all your dog training needs
Quality Equipment at reasonable prices

Correction Collars, Pooper Scoopers, Dumbbells, Leads, Collars, Dog
Coats, Dog Beds, Club Badges, Title Badges and much more!

Club T-Shirts & Caps and Windcheaters are now available at the Dog Shop

KODC Training Calendar 2011

Month	Day	Club Activity
July		
Sunday	3	Normal Training <i>PET PHOTOGRAPHY with Julie</i>
Sunday	10	Normal Training
Sunday	17	Normal Training
Sunday	24	Normal Training - Class Testing (Class 2)
Wednesday	27	GUEST SPEAKER - ANIMAL BEHAVIOUR (Linda Marston - Animal Aid) 7.30pm
Sunday	31	Normal Training - Class Testing (Puppies, Beginners, Class 1, Class 3)
August		
Sunday	7	Normal Training
Sunday	14	Normal Training
Sunday	21	Normal Training - Class Testing (Class 2)
Sunday	28	Normal Training - Class Testing (Puppies, Beginners, Class 1, Class 3)
September		
Sunday	4	Normal Training
Sunday	11	Normal Training
Sunday	18	Normal Training - Class Testing (Class 2)
Sunday	25	Normal Training - Class Testing (Puppies, Beginners, Class 1, Class 3)
October		
Sunday	2	Normal Training
Tuesday	4	Twilight Training
Sunday	9	Normal Training
Tuesday	11	Twilight Training
Sunday	16	Normal Training - Class Testing (Class 2)
Tuesday	18	Twilight Training
Saturday	22	KODC AGILITY TRIAL
Sunday	23	Normal Training - Class Testing (Puppies, Beginners, Class 1, Class 3)
Tuesday	25	Twilight Training
Sunday	30	LONG WEEKEND (No Training)