

# PAWPRINT

**Knox Obedience Dog Club Newsletter**

**August 2011**



**Class 3 Passups July 2011**

**KNOX OBEDIENCE DOG CLUB INC**  
(Affiliated with the Victorian Canine Association Inc.)  
Knox Park, Cnr. Ferntree Gully & Scoresby Roads, Knoxfield, Vic 3180  
PO Box 1093, Mountain Gate, Vic 3156 Telephone (03) 9763 1444  
[www.knoxodc.org.au](http://www.knoxodc.org.au) [contact@knoxodc.org.au](mailto:contact@knoxodc.org.au)



## Knox Obedience Dog Club Inc. 2011 COMMITTEE

### Committee

<b>President</b>	Vicki Reid	9763 3457
<b>Vice President</b>	Ross Hansen	9758 6493
<b>Vice President</b>	Trevor May	9801 7287
<b>Secretary</b>	Megan Pepprell	0431 150 519
<b>Treasurer</b>	Henk Morren	9763 7278

<b>Operations, Ground &amp; Property</b>	Ray Harrison
<b>Supervisor of Training</b>	Patricia Roberts (David Thorn*)
<b>Membership</b>	Debra Cartledge
<b>Trial Secretary (Agility)</b>	Wendy Hansen
<b>Trial Secretary (Obedience)</b>	John Nielsen
<b>Trial Reporter</b>	Wendy Hansen
<b>Dog Shop Manager</b>	
<b>Social Coordinator</b>	Trevor May
<b>Bar Manager</b>	Vicki Reid
<b>Kitchen &amp; Catering</b>	Megan Shaw, Margaretha Hovens
<b>Publicity Manager</b>	Trevor May (Christine Devlin*)

\* Non Committee members

### Life Members

1975	Mr. E. Hendrickson † Mrs. E. Hendrickson	1996	Mr. G. Roberts	2005	Mr. B. Thompson Ms. S. Timperley
1976	Mr. H. Hasselback Mrs. E. Hasselback	2000	Mr. G. Buck † Mr. H. Morren Mr. N. Hamill † Mr. R. James	2006	Mr. B. Heinley
1979	Mr. S. Maslen † Mrs. L. Maslen †	2002	Mr. I. Nicholl † Mrs. P. Roberts Mrs. B. Williams	2007	Mr. D. James Mr. R. Letson Mr. T. May Ms. S. McLeod
1980	Mr. C. Uren † Mrs. D. Uren †	2003	Ms. M. Hovens	2009	Mr. M. Flanders Mr. K. Rankin Mrs. L. Kowalski
1983	Mr. R. May Mrs. U. May	2004	Mr. G. Parsons		

### Instructors

9.45 - 10.45 am		8.30 - 9.30 am	
<b>Baby Puppy</b>	Megan, Pat	<b>Class 2</b>	Andrew, Mark
<b>Beginners</b>	Christine, John	<b>Class 3</b>	David, Bert
<b>Advanced Puppy</b>	Henk	<b>Class 4</b>	Christine, Ray, Kevin
<b>Class 1</b>	Bob, Bert, Ray, Amanda		
<b>Agility Instructors</b>	Ross, Wendy, Pauline, Catherine, Norman		
<b>Obedience Ring Work</b>	Trevor, Marta, Clive, Tim, Gordon		
<b>Tracking Instructor</b>	Trevor		
<b>Trainee Instructors</b>			

## EDITORS REPORT

Hi Everyone,

Not quite time to put the gumboots away just yet. And hopefully Swallow season will be over soon, so that Class 3 can actually get some off-lead work done! By the way, did you know that Swallows forage for insects at around 30-40 kmh. Letting your dog chase birds is NOT a good way to exercise your dog!

We've had a great month in July, with Pet Photography and the talk on Canine Behaviour. Several club members have gained titles in Obedience and Agility, and its good to see Titles being gained in other Dog Sports, such as Endurance and Tracking. Now all we need is some Canine Freestyle and Earth Dog!!

Till next time  
Christine and Toby

## PET PHOTOGRAPHY

### JULIE - INSPIRED IMAGES

The Knox Obedience Dog Club would like to thank Julie of Inspired Images for visiting our club and taking some lovely photos of our dogs. Quite a number of club members took up the opportunity to have Julie take some lovely shots of their pets.

If you missed out on Julie's visit, and would like a professional photo taken of your pet, please contact Julie on:

Email: [sales@inspiredimages.com.au](mailto:sales@inspiredimages.com.au)  
Phone: 0418 318 895  
Mail: P.O. Box 900, Croydon VIC 3136

If you would like to see some of Julie's work, simply visit her website at:  
[www.inspiredimages.com.au](http://www.inspiredimages.com.au)



Articles appearing in this magazine are considered to be of interest to the members, but do not necessarily express the opinions of the Committee or of the Editor.

**Legal note:** The Editor and the Committee of the KODC accept no responsibility for the accuracy of claims made by advertisers in this magazine


# **GUEST SPEAKER DR LINDA MARSTON PHD, ANIMAL AID**

## **CANINE BEHAVIOUR**

Held on Wednesday, 27<sup>th</sup> July 2011.  
It was standing room only again for the talk on Canine Behaviour.

Linda started by telling us about the chemical processes that happen in the body BEFORE any aggression or fear is displayed by the dog.

There is "Stage 1" which is the information gathering stage. Stage 1 is an electrical process which happens quite quickly, and we can recover from this quite quickly, if the trigger for the fear or aggression goes away. The symptoms we can see in our dogs are dilated pupils, erect tails, ears upright. Some processes in the body are put "on hold" during this phase (eg: digestion, urinary).



"Stage 2" is a chemical process that takes 3 to 4 hours to recover from. It is the "Doing something about it" phase (eg: Fight, Flight or Freeze). Once our dogs reach stage 2, they are in the "I'm too excited to think" stage, and there is no point trying to train them in this state.

Linda suggested that we need to learn the signs that our dogs are in Stage 1. We can use food during stage 1, as if we can get the digestion system working, it will help calm the dog down.

Linda talked about "Calming Signals", such as Yawning and Lip Licking. These are signs that the dog is giving us, to tell us that the dog is stressed. We should watch for "Displacement Behaviours", such as Sniffing or Scratching, as this is another sign that our dogs are stressed.

A great night out, and a big thank you to Linda, the KODC committee, and the ladies who provided the tasty treats!

For more information on Calming Signals, go to:  
<http://www.canis.no/rugaas/articles.php>

## YELLOW BANDANAS

The Knox Obedience Dog Club has available **Yellow Bandanas** to identify dogs that may need a bit of space around them.

The reason for needing one could be:

- Nervousness
- Recovery from an operation (i.e.: convalescing)
- Unsociable to people or other dogs

When approaching a yellow bandana dog please make sure your dog doesn't go running up to it freely, just as the handler of the yellow bandana dog should be mindful of the space around their dog at all times.



So if you feel your dog needs to be given their own space, then go to the office and obtain a bandana for the day. Please return them when you have finished, so that other dogs can have their turn.

A rolled up newspaper can be an effective training tool when used properly. For instance, use the rolled-up newspaper if your dog chews something or has a housebreaking accident. Take the rolled-up newspaper and hit yourself over the head as you repeat the phrase, "I FORGOT TO WATCH MY DOG, I FORGOT TO WATCH MY DOG." If your dog laughs at you when you do this, praise him.

## DO YOU WANT A TROPHY?

All handlers whose dogs gain a VCA approved title between 1<sup>st</sup> November 2010 and 31<sup>st</sup> October 2011 are entitled to a 2011 trophy; which will be presented at our 2011 Presentation Night.

To be eligible for these awards handlers must:

- be financial members of the club
- have submitted photocopies of all passes towards a title to the trial secretary (either via the box in the clubroom or by post to the Club's official postal address.

To be eligible for Special and Perpetual Trophies, you must:

- have signed the attendance book at least 10 times during the trialling year

## NEW RELEASES

### **the power of wagging tails**

#### **A Doctor's Guide to Dog Therapy and Healing**

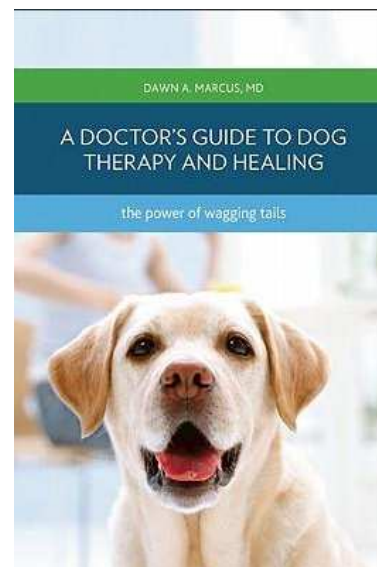
Medical studies have consistently shown that patients benefit from therapy dog visits. One recent study of 59 adults showed that following a therapy dog visit their energy levels increased, respiratory rates calmed significantly and pain scores decreased by over 20 percent. Mood scores improved by over 60 percent with the patients feeling less tense, anxious, angry, tired, depressed and dejected.

Now in *The Power of Wagging Tails*, Dr. Dawn Marcus showcases the wide range of research that shows the therapeutic and healing power of people of all ages and with a wide range of health conditions. These research findings are brought to life through the personal stories of healing from dog owners across the United States and Canada.

She shows you how to unleash the healing power of your own dog, describes how to effectively add a dog to the home of someone with a chronic condition, explains how the family dog can help with chronic health conditions, and teaches how to train a companion dog to be a certified therapy dog to help others.

*The Power of Wagging Tails* is of interest to dog owners, people wondering how to help family and friends coping with chronic illnesses, and individuals considering training their dogs.

Author: Dawn Marcus  
ISBN: 9781936303120 Format: Paperback  
Published: August 2011



### **Boo**

#### **The Life of the World's Cutest Dog**

Everyone loves Boo! His signature fluffy head and teddy bear like persona are irresistibly adorable. With nearly a million Facebook fans, and adding more each day, Boo is poised to become an international superstar.

This charming book features exclusive new photographs of Boo doing all his favourite things: lounging around, playing with friends, exploring the whole wide world, and making those famous puppy-dog eyes. To know Boo is to love him, and this book is for anyone who loves the cutest dog ever.

Author: Dawn Marcus  
ISBN: 9781452103068 Format: Hard Cover  
Published: August 2011



# Keeping your dog safe.

By Clive Galea.

*Written for Staffy's.. Applicable to everyone!*

Prevention, of course, is the best approach. "Prevention - keeping your dog safe and providing good leadership - is the most important job a dog owner has.



Positive steps you can take:

## **Training.**

First of all, for anyone asking the question, "Do I need to train my Staffy?" the answer is a resounding YES! As with very young children, dogs need guidance and structure, and should never be left to make decisions on their own. Training teaches the dog and owner to understand and communicate with each other and prevents misunderstandings. In the case of the Staffordshire, training also helps to prevent the kind of headlines that make all good Staffy owners cringe.

## **Socialize your pup.**

I feel that to the general public, socialization equals allowing dogs to be off leash together, either playing or figuring out the hierarchy themselves. This is where people get into trouble. It doesn't have to be this way at all. Being in an obedience class situation in which a dog does NOT get to 'say hi' to every dog IS socialization! We have to remember that it's not normal for adult dogs to come together and play, be friends and interact. A well socialised dog behaves in the close proximity of other dogs.

\* Most people ignore good behaviour. But it is important to praise and reward good behaviour in order to encourage the dog to repeat it. (Your dog NOT pulling to greet every dog on a walk is good behaviour) Solicit and praise good behaviour, instead of punishing the bad.

\* Do not tense up with the leash or yell during the approach of another dog. That can make your dog associate the sight of another dog with punishment. Remember that timing is everything, and that it is crucial for you to develop the ability to redirect your dog's attention back to you. (Obedience Training)

As the owner of a Staffy, any fight will always be my fault, no matter who started it. ie. An off-lead dog ran at my 2 dogs (on lead) in a park, owner 100 meters away. After much circling a fight developed. It was my fault as my dogs had incited his dog. Remember this if you ever contemplate going off lead or into off leash areas.

Thou shalt contain thy Staffordshire securely when not supervised by an adult.  
Thou SHALT attend obedience classes most faithfully with thy Staffy.

**THOU ARE RESPONSIBLE FOR ANY WRONG DONE BY THY DOGS!**

Do you have an article or information that you would like to contribute to next month's newsletter? If so, please give it to a Committee member or email it to; [chrisd1@netspace.net.au](mailto:chrisd1@netspace.net.au)

## RAINBOW BRIDGE

Just this side of heaven is a place called Rainbow Bridge.

When an animal dies that has been especially close to someone here, that pet goes to Rainbow Bridge. There are meadows and hills for all of our special friends so they can run and play together. There is plenty of food, water and sunshine, and our friends are warm and comfortable.

All the animals that had been ill and old are restored to health and vigour; those who were hurt or maimed are made whole and strong again, just as we remember them in our dreams of days and times gone by. The animals are happy and content, except for one small thing; they each miss someone very special to them, who had to be left behind.

They all run and play together, but the day comes when one suddenly stops and looks into the distance. His bright eyes are intent; his eager body quivers. Suddenly he begins to run from the group, flying over the green grass, his legs carrying him faster and faster.

You have been spotted, and when you and your special friend finally meet, you cling together in joyous reunion, never to be parted again. The happy kisses rain upon your face; your hands again caress the beloved head, and you look once more into the trusting eyes of your pet, so long gone from your life but never absent from your heart.

Then you cross Rainbow Bridge together....

*...Author unknown*



**VALE**

**BARTESS WILD STORM U.D.**



2000-2011


"RAYN" was one of only 2 Rhodesian Ridgebacks to achieve the Utility Dog Obedience Title.

A real little Princess and companion who brought much pleasure to her handler Tim Ryan.

# CLUB TRAINING



# CLUB TRAINING



## **SOME TIPS FOR THE NOVICE TRIALER**

Get yourself a rule book. They can be downloaded from the Dogs Victoria website and are a valuable tool for the handler. Read the glossary and the exercises in your relevant class. By doing this you will learn to understand what is expected of you, what the judge will be looking for, and where you will be losing points.

The minimum length of your lead must be 750mm and although there is no maximum length stated in the rules, consider this; long leads can be awkward to use and frequently get in the way when trying to give signals and particularly when doing left about turns. Consider using a lead 800mm to 1 meter long.

Make sure the only exhibit number you are displaying is the one relevant to the ring you are going into, and if you are in another ring you must notify the ring stewards.

Make sure you take the time to toilet your dog before entering the ring. A ten point penalty is incurred for every mishap whilst you are being judged.

When you enter the ring you are under the control of the judge and can incur penalties for misbehaviour, such as corrections and physical placement of your dog at the start peg. Heeling your dog up to the starting post and giving it a quick flick of the correction collar to get its attention will also get the attention of the judge, who will most likely hit you with a penalty for misbehaviour. Apart from the penalty incurred, what does your dog learn if it walks up to the start peg and gets a correction for no reason? It won't be long before your dog resents going into the ring. A dog's experience whilst in the ring should be pleasurable if you wish to obtain optimum performance.

You are allowed to tell your dog to "heel" when moving off from a stationary position but not while you are moving. Telling your dog to "heel" whilst you are in motion to try and stop it from lagging will incur a deduction. In fact, any additional commands/gestures or noises from the handler such as slapping the side of your leg will incur a deduction.

Do you really need to use your dog's name when calling for the recall? Remember that if you use your dog's name prior to the command to "come" that there must be a distinct gap between the dog's name and the command. Failing to do so will incur a deduction, and if your dog comes on its name and before you command it to "come", you will receive a nice round figure for that exercise - zero.

Concentrate on where you are going. You need to walk in straight lines and execute neat 90 and 180 degree turns. Try using your peripheral vision to see where the ring ropes are. This will aid you to walk straight.

Do not adapt your pace to suit the dog. If your dog is lagging and you slow down to compensate, you will lose more than 50% of your marks. Likewise, if your dog is forging ahead and you increase your pace to keep up with it, you will suffer the same deduction. By adapting your pace to your dog, you are teaching your dog nothing but bad habits.

Try to relax and enjoy your experience in the ring. Remember that dogs are very perceptive and will pick up on your nerves. Judges are not "Ogres" and would love to give everyone a pass card. However, they have to be fair and treat every exhibitor equally and deduct points as necessary to ensure fairness of judging for all competitors. And finally, if you have a query about the score, ask immediately because they will forget if you leave it until later. Good luck to you all and remember if you don't get a pass this time - there is always next time.



# Knox Obedience Dog Club Inc. TRIAL REPORT

Congratulations to the following people on gaining their passes.

**Trevor May with Sheba**

Endurance Test	HVCV (28/05/11)		<b>ET Title</b>
Track & Search Test 1	Tracking Club (29/5/11)	1st pass of 3	
Track & Search Test 2	Warragul (2/7/11)	2nd pass of 3	

**Kiara O’Gorman with Milly**

Tracking Test 1	KODC (8/5/11)	1st pass of 3	
Tracking Test 2	Hastings (4/6/11)	2nd pass of 3	
Tracking Test 3	GSD Club (11/6/11)	3rd pass of 3	<b>TD Title</b>
Tracking Test 4	Eastern Suburbs (25/6/11)	1st pass of 3	

**Sonia Hall with Jet**

Tracking Test 1	Eastern Suburbs (25/6/11)	1st pass of 3
-----------------	---------------------------	---------------

**Sonia Hall with Kodi**

Endurance	East Gippsland (2/7/11)		<b>ET Title</b>
-----------	-------------------------	--	-----------------

**Lynette Milne with Millingambi Bella Donna**

CCD	Hastings (25/6/11)	2nd pass of 3
-----	--------------------	---------------

**Ray Harrison with Kika**

Tracking Test 2	Broadford (10/7/11)	2nd pass of 3	
Tracking Test 3	Ballarat ODC (24/7/11)	3rd pass of 3	<b>TD Title</b>

**Elizabeth McCarthy with Charmhill Rufus**

CCD	Hastings (25/6/11)	2nd pass of 3	2nd Place
-----	--------------------	---------------	-----------

**Norm Morcom with Crystal**

Excellent Jumping	Moorabbin (16/7/11)	4th pass of 5
-------------------	---------------------	---------------



Alois and Bella  
Novice Snooker (SD)



Sonia and Kodi  
Endurance Test (ET)



Marta and Mac  
Endurance Test (ET)

# WHAT ELSE DO OUR CLUB MEMBERS GET UP TO?

## TRACKING

### Eastern Suburbs Obedience Dog Club: Tracking Trial 25<sup>th</sup> June 2011

Sonia achieved her first pass with Jet on Track 1 under Judge Mr Peter Miller.

Sonia and Jet managed to find their track Layer 'Me'

In a paddock full of cow poo! I knew that deodorant wasn't working :( Sonia said at the end of her track, "Jet went as if he had been electrified". You'll have to ask Sonia how she achieved this. lol.



Kiara with Milly have continued their Tracking success with Track 4 now. Just a distant memory as they prepare for Track 5.

Axel and I also attempted our first Tracking Trial but couldn't achieve the success of Sonia and Kiara. Oh well, maybe we will get a hat trick for KODC next time.

Thanks Trevor for you time and effort in training us

*... Clive Galea and Axel*

## A RANDOM ACT OF KINDNESS...

In order to practise tracking, you need to have a track layer; a person who walks along and drops socks at regular intervals, and then hides at the end of the track and waits for someone else's dog to find them.

Picture this... It was a very chilly July morning.. some of our intrepid club members are out practising for the up coming tracking trials. Sonia has layed a track for Clive and his Staffy, Axel. It's cold, so Sonia has very thoughtfully rugged up in a blanket and is sitting huddled under a shrub in the middle of the park.

Along comes a lady walking through the park, and asks Sonia, if she would like to come home with her and have a hot meal. She thought Sonia was a homeless person.

So if your hungry, and hoping for a free meal.. ask if you can lay some tracks for our tracking members!!

## THINGS YOU FIND WHILE LAYING A TRACK...

The tracklayer usually takes a walkie talkie with them, just in case something happens while laying the track. Imagine Trevor's surprise when the call comes in from his Tracklayer that some people have set up camp right in the middle of the track.

They had to cancel that track and lay another one.

## **PARTYING - Axel's 7<sup>th</sup> Birthday**



## **THANK YOU**

Many thanks to all that assisted in the search for Kodi (my naughty Husky that escaped) last Saturday evening 30th July.

It is very reassuring to know that our friends at the club were so concerned and offered their assistance unconditionally without prompting. All the reports that came in on sightings throughout the morning were most helpful.

Special thanks to Shirley Noble, Mooray, Dave Devlin, Luke & Kristy, David, Nadine & Nathan Beenie, Mark Flanders, Clive Galea, Bryce, Margaret and Trevor.

Also the people at the off lead ground especially Jon with Shadow.

Kodi was returned safe and sound over 16.5 hrs later, however he had been on quite an adventure according to reports and travelled quite some distance. A Happy ending this time around but an event I would not recommend.

Never trust a Husky completely and keep leads attached when transporting.

Forever Grateful with Appreciation Sonia Hall

Do you take your dog to work, visit hospitals or aged care facilities, or participate in any dog related activities? We'd like to hear about it!

Please take a few photos, write a small story to explain what your doing, and give it to a Committee member or email it to me at; [chrisd1@netspace.net.au](mailto:chrisd1@netspace.net.au)

## 25 FUN FACTS ABOUT DOGS

1. It is a myth that dogs are colour blind. They can actually see in colour, just not as vividly as humans. It is akin to our vision at dusk.
2. Dogs' only sweat glands are between their paw pads
3. A one year old dog is as mature, physically, as a 15 year old human
4. Dogs can be trained to detect epileptic seizures
5. Newfoundlands are great swimmers because of their webbed feet
6. Basset Hounds cannot swim
7. Greyhounds are the fastest dogs on earth, with speeds of up to 45 miles per hour
8. Three dogs survived the sinking of the Titanic – a Newfoundland, a Pomeranian, and a Pekingese
9. Dog's nose prints are as unique as a human's finger prints and can be used to accurately identify them
10. At the end of the Beatles' song "A Day in the Life", a high-pitched dog whistle was recorded by Paul McCartney for his sheepdog
11. The phrase "raining cats and dogs" originated in 17th century England when it is believed that many cats and dogs drowned during heavy periods of rain.
12. The largest breed of dog is the Irish Wolfhound
13. The world's smallest dog breed is the Chihuahua
14. The St. Bernard is the heaviest
15. An African wolf dog known as the basenji is the only dog in the world that cannot bark
16. Dachshunds were originally bred for fighting badgers
17. Dogs judge objects first by their movement, then by their brightness, and lastly by their shape
18. All dogs are identical in anatomy – 321 bones and 42 permanent teeth
19. Dogs have two times as many muscles to move their ears as people
20. The longer a dog's nose, the more effective it's internal cooling system
21. U.S. Customs dogs "Rocky" and "Barco" were so good at patrolling the border that Mexican drug lords put a \$300,000 bounty on their heads
22. The earliest dog fossil dates back to nearly 10,000 B.C.
23. Bloodhounds are prized their ability to single out and identify a number of scents simultaneously
24. Dalmatian puppies are born completely white.
25. All breeds of dog have been found to attack livestock – from 3 month old puppies, all the way up to thirteen year old poodles



# Knoxville Dog Grooming & Doggy Day Care

Phone Julie on 9758-0573

10 Pearl Place

Ferntree Gully

## Services Provided:

- Pampered Wash in Hydrobath
- Drying
- Professional grooming
- Flea Protection and sensitive skin care
- Nail clipping, Brushing and conditioning cologne
- Day care available for your dog while you are at work
- Dog walking

Business Hours Mon to Fri 9.00am to 5.00pm

Saturdays 8.30am to 1.00pm

*\$5.00 discount on presentation of this advertisement on 1<sup>st</sup> appointment*



Three easy steps to follow;

- Visit The Good Guys Bayswater and make any purchase greater than \$25
- Mention the club before making your payment
- Receive Bayswater Bucks vouchers to be returned to the club

Knox Obedience Dog Club  
Facebook Group



[www.facebook.com](http://www.facebook.com)

Celebrate your pass-ups,  
post photos of your dog in training.  
Photo's included in the magazine also  
appear on the facebook page.

**Brandon Park  
Veterinary Hospital**

*"Excellence in Quality & Care"*



**Phone: (03) 9560 6966**

675 Ferntree Gully Road  
Glen Waverley VIC 3150 Phone 9560 6966  
[www.brandonparkvet.com.au](http://www.brandonparkvet.com.au)

# CLUB RULES

1. NO bitches in season permitted on or near the training ground
2. NO dog allowed on the ground without a lead, unless under the supervision of an Instructor.
3. NO children other than child handlers permitted on the training ground.
4. Dogs not to be left unattended, tied to a car or in the vicinity of the clubhouse or left in the care of small children.
5. Dog droppings must be cleaned up IMMEDIATELY.
6. A dog that has bitten or, in the opinion of the training panel, shows an extreme tendency of unprovoked aggression towards people and/or dogs, MUST be muzzled. Members have the right of appeal against muzzling if it can be proved, beyond doubt, that the dog was provoked. Removal of a muzzle will be decided by the committee, at the recommendation of the Training Panel.
7. No SMOKING in class or the Clubhouse.
8. NO hitting a dog except when trying to prevent a fight or prevent a dog biting a person.
9. Handlers must be a FINANCIAL MEMBER of the club to attend training and use the club facilities.
10. All members must wear their current membership card when attending training.
11. Dogs are allowed in the Clubhouse (excluding areas set aside for the preparation or serving of food), except on such days as committee considers inappropriate. No dogs are to be in the Office, except those belonging to Club members working there.
12. Any dog showing visible signs of any DISEASE or DISABILITY will be asked to leave training ground and seek veterinary advice.

<b>Knox Obedience Dog Club Membership Fees</b>	
Juniors (10-16 years)	Yearly Fee \$20 + Joining Fee \$25 = \$45
Single Adult (17 years and over)	Yearly Fee \$40 + Joining Fee \$25 = \$65
Family (2 Adults, 2 Children 10-16 years)	Yearly Fee \$60 + Joining Fee \$25 = \$85
Pensioner/Senior	Yearly Fee \$20 + Joining Fee \$25 = \$45
Dual Pensioner/Senior	Yearly Fee \$40 + Joining Fee \$25 = \$65
<p>Note: Joining Fee is paid for the first year only, or if membership has not been renewed within 21 days of the due date. The financial year begins on the 1<sup>st</sup> November and ends on the 31<sup>st</sup> October</p> <p><b>REDUCED FEES APPLY for new memberships after mid year See Office Staff for details.</b></p> <p>Children under the age of 10 are not permitted to have control of a dog in any of the classes.</p>	

# TRAINING TIMES AND LOCATIONS

## Sunday Morning Training

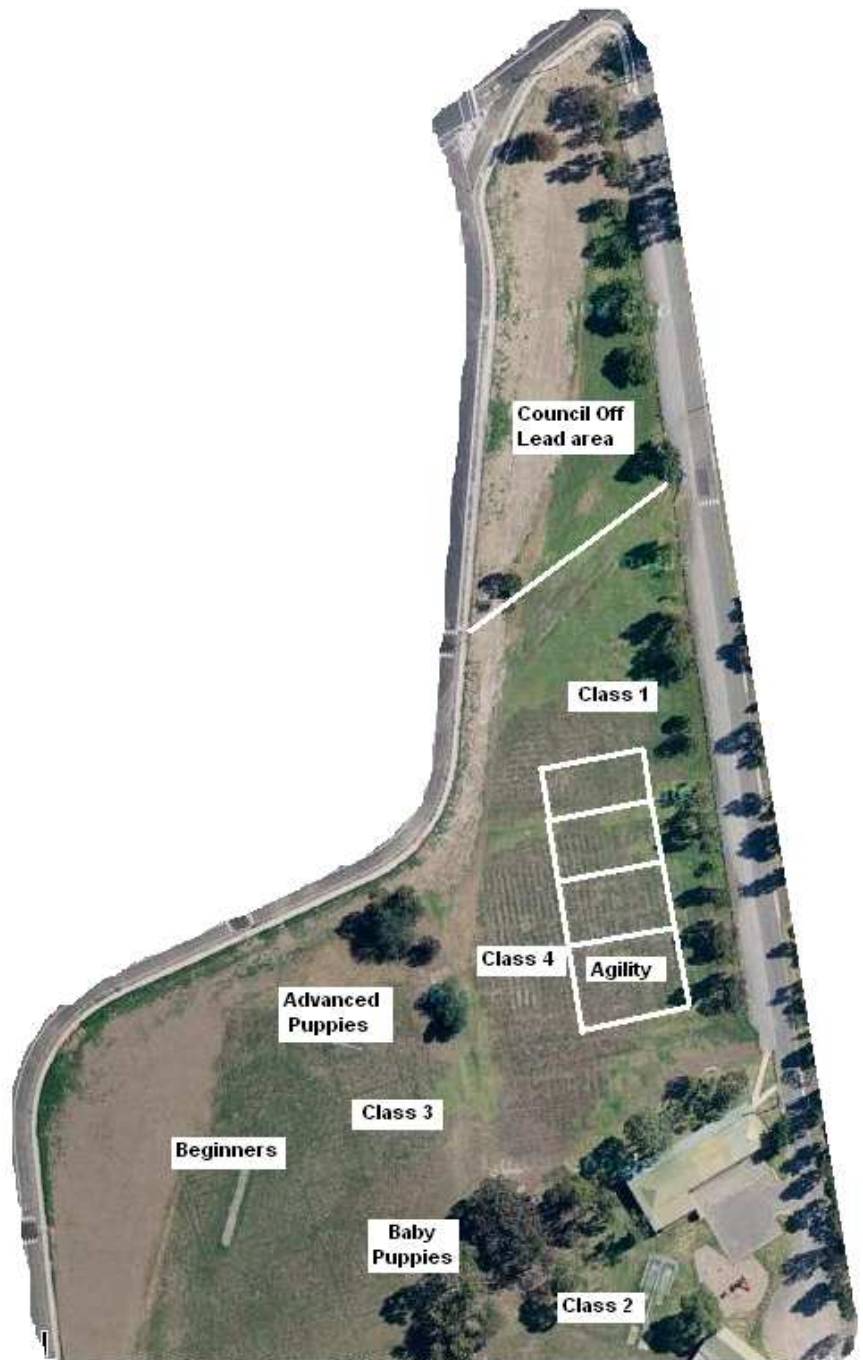
First Session  
8.30 - 9.30 am  
Classes 2, 3, 4

Second Session  
9.45 - 10.45 am  
Baby Puppy, Advanced  
Puppy, Beginners, Class 1

Agility and Obedience Trial  
Ring Work is available from  
8.30am onwards

## Tuesday Night Training (during daylight savings only)

All classes 7pm  
(depending on availability  
of instructors)



## KODC DOG SHOP

Open every Sunday Morning - situated in the KODC Clubhouse

For all your dog training needs  
Quality Equipment at reasonable prices

Correction Collars, Pooper Scoopers, Dumbbells, Leads, Collars, Dog  
Coats, Dog Beds, Club Badges, Title Badges and much more!

Club T-Shirts & Caps and Windcheaters are now available at the Dog Shop

## KODC Training Calendar 2011

Month	Day	Club Activity
<b>August</b>		
Sunday	7	Normal Training
Sunday	14	Normal Training
Sunday	21	Normal Training - Class Testing (Class 2)
Sunday	28	Normal Training - Class Testing (Puppies, Beginners, Class 1, Class 3)
<b>September</b>		
Sunday	4	Normal Training
Sunday	11	Normal Training
Sunday	18	Normal Training - Class Testing (Class 2)
Sunday	25	Normal Training - Class Testing (Puppies, Beginners, Class 1, Class 3)
<b>October</b>		
Sunday	2	Normal Training
Tuesday	4	Twilight Training
Sunday	9	Normal Training
Tuesday	11	Twilight Training
Sunday	16	Normal Training - Class Testing (Class 2)
Tuesday	18	Twilight Training
Saturday	22	KODC AGILITY TRIAL
Sunday	23	Normal Training - Class Testing (Puppies, Beginners, Class 1, Class 3)
Tuesday	25	Twilight Training
Sunday	30	LONG WEEKEND (No Training)
<b>November</b>		
Tuesday	1	LONG WEEKEND (No Training)
Sunday	6	Normal Training
Tuesday	8	Twilight Training
Sunday	13	Normal Training
Tuesday	15	Twilight Training
Sunday	20	Normal Training - Class Testing (Class 2)
Tuesday	22	Twilight Training
Sunday	27	Normal Training - Class Testing (Puppies, Beginners, Class 1, Class 3)
Tuesday	29	Twilight Training